



Helium Arts

CREATIVITY CHANGES LIVES



CARDVILLE

FOR CHILDREN AGED 9-12



OVERVIEW

ACTIVITY

Cardville

DESCRIPTION

Use your imagination to create a little village full of buildings, trees or people.

MATERIALS

- Scissors
- Cardboard (Cereal/food boxes, toilet roll inserts)
- Pen or Pencil (Optional, just if you wish to mark out lines before you cut)
- Colours (Optional)

Helium Arts' national Online Creative Health Programme is funded thanks to a generous donation from an anonymous trust as well as a grant from the ESB Energy for Generations Fund. Helium Arts is supported by the Arts Council and Social Entrepreneurs Ireland as an awardee of the Changing Ireland Accelerator 2023-2024.

Helium Arts Registered Charity No. 20075200



www.helium.ie



INTRODUCTION

Welcome, creative friends, to our online activity, Cardville! Get ready to dive into the imaginative world of card-crafting. We'll be transforming the cardboard we usually recycle into a unique, small cardboard village by exploring exciting shapes and structures together. All you need are scissors, cardboard, maybe a pencil, and your fantastic ideas.

Let's get crafting!

Helium Arts' national Online Creative Health Programme is funded thanks to a generous donation from an anonymous trust as well as a grant from the ESB Energy for Generations Fund. Helium Arts is supported by the Arts Council and Social Entrepreneurs Ireland as an awardee of the Changing Ireland Accelerator 2023-2024.

Helium Arts Registered Charity No. 20075200



www.helium.ie

INSTRUCTIONS




1. Begin by collecting your cardboard, cereal boxes and toilet roll inserts. Cut out the flat sides to create smooth, flat pieces of cardboard that will be easy to work with.

2. Planning your village is important. Do you want a tall building(s) or long wide building(s). Will you make houses, shops or schools? Think about what building you would like and sketch it on the cardboard or on a piece of paper to plan it out.

3. Once you have made a plan, think about what shapes you will need. To make a simple house, cut out a square or rectangle for the building's body and use a triangle or semicircle for the roof. You can draw these shapes first if you like, either all as one piece or with the roof separate.

4. Now that you have the building and roof shapes, you'll need to create "legs" to help support the structure to stand up, and "links" if you're attaching a separate roof. Legs and links are made using the same method.



Helium Arts' national Online Creative Health Programme is funded thanks to a generous donation from an anonymous trust as well as a grant from the ESB Energy for Generations Fund. Helium Arts is supported by the Arts Council and Social Entrepreneurs Ireland as an awardee of the Changing Ireland Accelerator 2023-2024.



Helium Arts Registered Charity No. 20075200



www.helium.ie

5. To make legs, cut out two small rectangles—one for the left side and one for the right side of your building. Cut a slit halfway down each rectangle. Make similar slits in the parts of the building where the legs will be attached. Join the rectangles to the building using these slits.

Links are made the same way, just make a small cut at the top and bottom centre of each rectangle, and similar cuts in the part of the building where the roof will be attached. Fit the pieces together by sliding the slits into each other .



6. Once your buildings are made, fill out your village with trees, bushes, and people. Cut out the shapes you like and use the 'legs' to stand them up. If you wish you can decorate your village with coloured cardboard or colouring pencils if you have them.

7. Ask a parent or guardian to photograph your village and email it to ondemand@helium.ie



Helium Arts' national Online Creative Health Programme is funded thanks to a generous donation from an anonymous trust as well as a grant from the ESB Energy for Generations Fund. Helium Arts is supported by the Arts Council and Social Entrepreneurs Ireland as an awardee of the Changing Ireland Accelerator 2023-2024.

Helium Arts Registered Charity No. 20075200